

User Guide

Manual Service Brake

**907
907/FV**



www.guidosimplex.it

Dear Customer,

Thank you for having purchased a Guidosimplex device,

As with all of our products, this device, was designed and created respecting the highest possible levels of quality and safety standards.

All Guidosimplex products are manufactured from the best materials available on today's market , this means that when you buy a Guidosimplex product you buy quality and reliability, which results in less maintenance.

Guidosimplex products coexist in perfect harmony in parallel with the original commands and design of the vehicle and conventional driving can be restored on command.

This device is capable of fulfilling all needs as per design as long as a correct usage is performed.

Therefore we advise you to consult the below reported user guide prior to using the device.



MANUAL SERVICE BRAKE

Here is illustration of how, with the usage of a specific mechanical brake lever connected directly to the original brake pedal, the driver can perform braking using his/her upper limbs.

Braking

This Brake lever will Brake in accordance with the pressure applied, increase pressure = increase braking , less pressure = less braking.

907




907/FV



Warning: One should always remember that certain vehicles have height adjustable steering wheels installed, in these cases the wheel should remain stationary in order to avoid contact with the Brake Lever.

907 – AVAILABLE FUNCTIONS



1 Brake Lever Locking system

Locking:

Push the brake lever forward fully whilst simultaneously pushing down on the Brake Lock button, continue to push down on the button decreasing the pressure applied on the Brake Lever.

Releasing the Brake Lock:


Push the Brake Lever forward fully , the Locking system will automatically release.

2 Horn

- 3 Kick down (activated only when installed in conjunction with manually operated accelerator)
Pushing the kick down button , only with automatic transmissions , increases speed.

WARNING: THE BRAKE LOCKING SYSTEM SHOULD NEVER REPLACE THE ORIGINAL PARKING BRAKE OF THE VEHICLE , THE BRAKE LOCK WAS DESIGNED TO PERMIT THE CORRECT USAGE OF AN AUTOMATIC VEHICLE.

907/FV - Available Functions



1 Brake Lever Locking system

Locking:

Push the brake lever forward fully whilst simultaneously pushing down on the Brake Lock button, continue to push down on the button decreasing the pressure applied on the Brake Lever.

Releasing the Brake Lock:

Push the Brake Lever forward fully , the Locking system will automatically release.


2 Horn

- 3 Kick down (activated only when installed in conjunction with manually operated accelerator)
Pushing the kick down button , only with automatic transmissions , increases speed.

WARNING: THE BRAKE LOCKING SYSTEM SHOULD NEVER REPLACE THE ORIGINAL PARKING BRAKE OF THE VEHICLE , THE BRAKE LOCK WAS DESIGNED TO PERMIT THE CORRECT USAGE OF AN AUTOMATIC VEHICLE.


WARNING

The installation of a manual service brake in compliance with safety standards and individual needs, requires the modification of the original brake pedal in two parts in order to make it detachable, otherwise we suggest that you install the Guidosimplex pedal guard.



In order to remove the detachable part **1** of the brake simply unscrew the wing nut **A** .

WARNING



In order to remove the detachable part of the brake simply unscrew the wing nut **A**

Please ensure that the Pedal guard is correctly positioned and that the bolt holding it in place is tightened.

1

2



The Guidosimplex Manual Service Brake 907 FV is normally installed in conjunction with Guidosimplex Over Ring Accelerator 906GV.

In the case of malfunctioning or any other problem related to the device in question please contact the nearest authorised Guidosimplex Dealer.

www.guidosimplex.it

This user guide was printed by Guidosimplex S.r.l. and cannot be considered a valid warranty document.

Guidosimplex reserves the right to update without notice the document in question.

Reserved Copyrights. Guidosimplex S.r.l.



Guidosimplex S.r.l.
Via del Podere San Giusto, 29
00166 Roma
Tel. 06 6152801 r.a.
Fax 06 61528036
infoclient@guidosimplex.it
www.guidosimplex.it

