

# Freedom to Drive

TOMORROW 'S TECHNOLOGY TODAY



[www.guidosimplex.it](http://www.guidosimplex.it)

  
MADE IN ITALY

**Guidosimplex®**



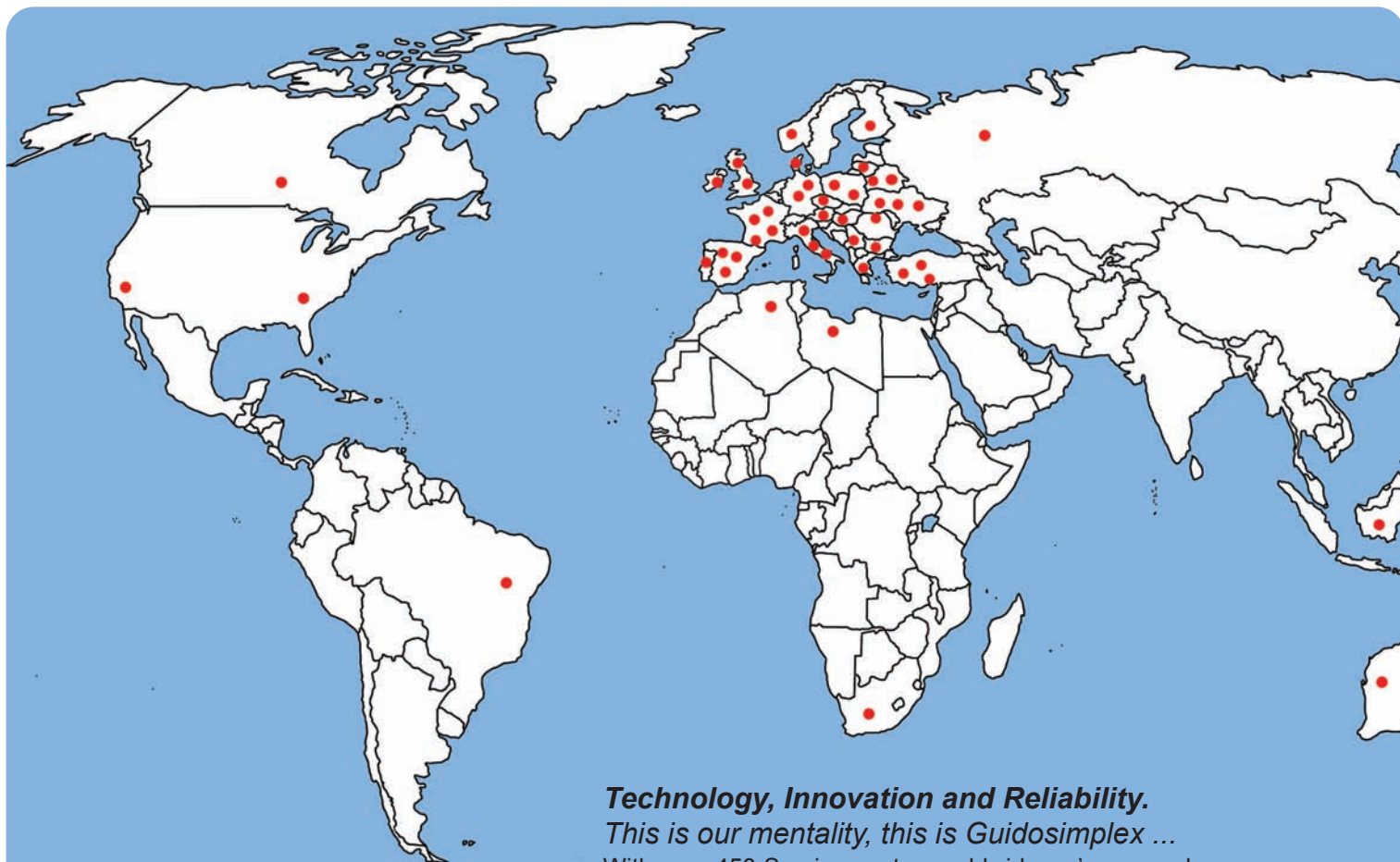
## Albert Llovera

Official Guidosimplex Pilot, Albert has a unique GX driving solution specifically designed for Rally



## Takuma Aoki

Official Lamborghini Pilot using a bespoke Guidosimplex driving solution



### **Technology, Innovation and Reliability.**

*This is our mentality, this is Guidosimplex ...*

With over 450 Service center worldwide we've never been closer to you and your needs ...





## 916R ELECTRONIC ACCELERATOR

This unique design renders the entire device unobtrusive to the point that it is almost invisible, hence its name "The Ghost".

The Ghost is an innovative and revolutionary approach to acceleration, it allows the End User to accelerate in total comfort as it is positioned tightly underneath the original steering wheel, in order to accelerate simply perform a smooth downward rotary movement, either clockwise or anticlockwise.

This device comes complete with both UN-EC and Italian Ministry of Transport approval.

All certifications are readily available on request such as "Climatic Test, Vibration Test, CE 2004/104, and the ECE-ONU to name but a few...

Together with our long armed under ring Brake Lever 907FV or the stylish Floor Lever 907P (which maintains steering wheel regulation) this complete driving solution means Total Safety, Comfort and Elegance.

**Ghost**

*"OUT OF SIGHT..."*

*... BUT NOT OUT OF REACH"*







# 906GVQR ELECTRONIC ACCELERATOR

The OverRing Accelerator, refinished in stylish Italian leather, has been the Guidosimplex trademark for many years, in order to accelerate simply apply pressure on any point of the ring. The safety of the End User is vital therefore we have preserved the correct functionality of the Airbag and acceleration is automatically inhibited whenever sudden braking is required.

Retain that familiar “10 to 10” hand position, recommended by driving instructors worldwide, this ensures better control of the vehicle and also increases safety.

Better feel of the road.

Permits Normal Airbag functionality.

Facilitates wheelchair loading, remove the ring and increase the available space.

Unlike our competitors Guidosimplex has succeeded in eliminating unwanted flex when using the Gas ring, with the 906GVQR the performance achieved is impeccable, you can obtain the same result pushing any point on the ring.

The 906GVQR can be regulated to suit individual driving needs.

This device integrates perfectly with the interior design of all modern vehicles.







# 907FV SERVICE BRAKE LEVER

This new long arm Brake Lever represents our most up-to-date generation of levers. Manufactured entirely from aluminium and coated with embossed rubber, ensuring convenience and durability. Specifically designed to maintain that “renowned Made in Italy” look and by doing so we have ensured perfect integration with the vehicles original aesthetics.

This device respects perfectly all current legislations as it is also fitted with dedicated buttons for the activation of the horn and a brake locking system for those tricky hill starts and also for the correct usage of automatic vehicles.







## F1 EVO THE STATIONARY FLOOR MOUNTED LEVER

The F1 Evo is the **only Stationary Floor Mounted Accelerator and Brake Lever** available on today's market, this means that that the entire external structure of the lever remains immobile whilst the internal mechanism and handgrip perform the movement required to brake and accelerate.

This unique feature ensures that leg friction has been eliminated and that seat regulation is still possible.







# 907P/eliF FLOOR BRAKE AND ELECTRONIC ACCELERATOR

This solution combines the traditional reliability of experience with innovative design features.

“Practical, Aesthetically attractive, Ergonomic and Innovative” all of these qualities find their maximum expression in the Concept line.

Here at Guidosimplex we pay maximum attention to the choice of materials used and carry out meticulous controls throughout the entire manufacturing process, offering the End User a perfect synthesis of technology and versatility which results in compatibility with all vehicles.

The Concept 907P/ELIF Floor Brake and Electronic Accelerator Lever combines top of the range technology with sheer comfort, it interfaces perfectly with the original accelerator allowing smooth effortless acceleration resulting in easy safe driving.

- Leather-covered grip
- Brake block
- Horn command
- Auxiliary command
- Kick-down command
- Manufactured entirely from aluminium and refinished in high-tech material







# G-TRAN THE PERFECT TRANSFER SOLUTION

*G-Tran* ... the orthopaedic wheelchair that simplifies passenger transfer to and from the vehicle and eliminates the risk of straining your back or arms.

The system consists of a rigid frame with wheels and a comfortable ergonomic seat (Fabricated in compliance with existing legislative directives) designed for both internal and external usage together with a swivel seat base mounted inside the vehicle.

The person, positioned on the passenger seat of the vehicle can be safely transferred together with the seat onto the undercarriage of the wheelchair.

The Seat, thanks to the swivel base, turns outwards 90°, after which the wheelchair undercarriage is attached to the seat base, this allows the seat, together with the passenger, to slide smoothly into place transforming the seat into a wheelchair. On completion the person can now be treated in the same manner as one does with a normal orthopedic wheelchair. Thanks to its reduced dimensions and weight, the undercarriage when not in use can be easily loaded into the boot of the vehicle. This product has been specifically designed to ensure that the original seat belt functionality remains intact.





Key Features



TECHNICAL DATA

THE FOLLOWING DATA WAS REGISTERED USING A STANDARD UNDERCARRIAGE VERSION WITH Ø315 mm REAR WHEELS

| WHEELCHAIR (Seat + Undercarriage)     |         |
|---------------------------------------|---------|
| Length max (including footrest) ..... | 890 mm  |
| Width .....                           | 610 mm  |
| Minimum height .....                  | 1200 mm |
| Maximum height .....                  | 1360 mm |
| Weight .....                          | 35 Kg   |

| UNDERCARRIAGE                       |        |
|-------------------------------------|--------|
| Length max (without footrest) ..... | 660 mm |
| Width .....                         | 610 mm |
| Minimum height .....                | 420 mm |
| Maximum height .....                | 580 mm |
| Weight .....                        | 20 Kg  |





## 1094FR INFRARED CONTROL UNIT

This device is installed directly on either side of the steering wheel by means of a clamp and allows the driver to activate Lights, indicators, windscreen wipers, horn, etc... with extreme ease.

To facilitate night vision it can be switched on, illuminating the keypad.

As is the case with all Guidosimplex products it coexists perfectly with the original controls of the vehicle which remain unaltered. It comes complete with an easy to use spinner knob which facilitates steering.

The device is also equipped with a Dusk Sensor which automatically activates the headlights and dipped headlights (low beams) when the intensity of the external light decreases (tunnels and underpasses, etc..).

"If you find it difficult to reach the secondary controls, mount one of our infrared units directly on the steering wheel and bring them to your fingertips."







# 1094FV INFRARED CONTROL UNIT

This device is installed directly on either side of the steering wheel by means of a clamp and allows the driver to activate Lights, indicators ,windscreen wipers , horn, etc... with extreme ease. To facilitate night vision it can be switched on, illuminating the keypad. As is the case with all Guidosimplex products it coexists perfectly with the original controls of the vehicle which remain unaltered. It comes complete with an easy to use spinner knob which facilitates steering. The device is also equipped with a Dusk Sensor which automatically activates the headlights and dipped headlights (low beams) when the intensity of the external light decreases (tunnels and underpasses, etc..).

“If you find it difficult to reach the secondary controls, mount one of our infrared units directly on the steering wheel and bring them to your fingertips.”







# 1096 THE NEW INFRARED CONTROL UNIT

This innovative unit can be easily installed on both the right or left hand side of the steering wheel. It's ergonomic design enables a complete 360° turn of the steering wheel with comfort and ease. As with all of our devices the 1096 coexists in perfect harmony with the original controls which remain intact and functional. The 1096 brings all of these functions to your fingertips, headlights, indicators, horn, hazard lights and wipers. This solution comes complete with a dusk sensor which automatically activates the headlights and also illuminates the Keypad to facilitate usage.

A family member needs to borrow your car? Not a problem, this solution comes with a quick release button allowing you to remove the device with ease and comfort whenever necessary.








# 898B THE SLIMLINE INFRARED CONTROL UNIT

The flexible way to activate Headlights, Indicators and Horn. The 898B is the natural evolution of the 898 and brings the main secondary functions to your fingertips. This device is adaptable to every vehicle type and interacts perfectly with the original controls and dashboard. This unique design allows for easy installation and can be positioned to suit individual needs.

The 898B is available in numerous colours allowing it to integrate perfectly with any vehicle.

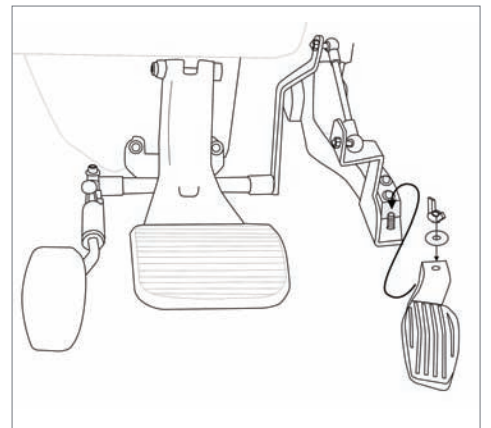
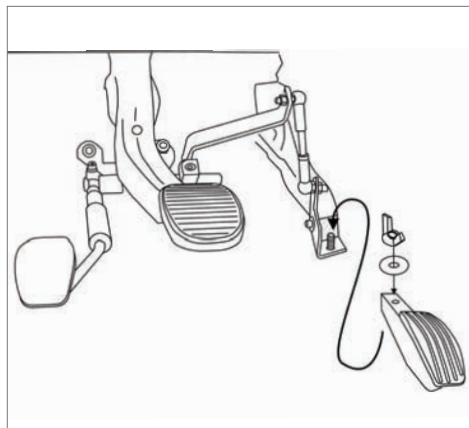






## 908 THE REVERSIBLE ACCELERATOR PEDAL

This device is simple yet effective, it allows the driver to operate the conventional accelerator using the left foot, it is easy to remove and reinstate conventional unobstructed driving.








## 908PS REVERSIBLE AND DETACHABLE

This device is simple to install yet extremely effective, it allows the driver to operate the conventional accelerator using the left foot, it is easy to remove and reinstate conventional unobstructed driving.

The simple but effective design ensures complete safety for the driver, the mounting plate is securely fitted to the floor of the vehicle and the quick release mechanism is quick and easy to use, simply push down and slide the entire device out of its bracket, leaving the floor mounting plate in place.







## 903/B7 DETACHABLE SPINNER KNOB

The classic steering wheel knob, elegantly refinished in “Italian Leather” comes with a twist, it’s “Detachable” and can be removed by simply pushing down on the centrally positioned button, it offers complete control and therefore comfortable driving.

“Suitable for drivers who steer with one hand or have limited upper limb functionality”.







# SPINNERS STEERING GRIP RANGE

Do you have limited upper limb functionality, reduced grip strength? Not a problem the Guidosimplex Grip Range allows you to snugly fit your hand into the specifically designed grips bringing your wrist into play, this snug fit solution ensures that you remain in complete control of the vehicle and can perform a 360° turn of the steering wheel with comfort and safety.

## ***IP2003/B 2 piece Steering Wheel Grip***

This accessory enables the end user to perform a 360° movement of the steering wheel using just one hand. This accessory is compatible with all steer wheels and can be adjusted to suit any individual.

## ***IP2003/E 3 Piece Steering Wheel Grip***

This accessory enables the end user to perform a 360° movement of the steering wheel using just one hand, this accessory can be adjusted to maintain the required position and allow the end user to perform the desired manoeuvre using their wrist instead of their hand.







# SERVOCLUTCH ELECTRONIC SOLUTION

The Syncro Drive has been professionally tested with optimum results. We have incorporated an infrared sensor strategically into the clutch knob, once this sensor is covered the original clutch pedal is automatically depressed allowing the end user to change gear freely.

The Syncro Drive eliminates the usage of the original clutch pedal completely and can be regulated to suit individual needs and driving modes as the clutch is completely managed by the ECU.

This solution coexists with the original clutch and can be deactivated with the flick of a switch returning the vehicle to the conventional clutch mode.







## SEG03 PASSENGER TRANSFER SOLUTION

This lightweight solution is easily installed and can be used on either the passenger or the driver side of the vehicle.

Safety, we have carefully selected the most suited material to allow for a secure transfer of up to 200 Kg. Effective It can be easily slotted into position and removed by the end user in total independence. Gentle as it is refinished in stylish soft Italian leather, it is aesthetically appealing to the eye and integrates effortlessly with the original design of the vehicle.

The SEG03 gives the end user freedom to transfers in or out of the vehicle quickly and easily.







Use your smartphone to read this QrCode  
and enter the world of **Guidosimplex** !

**Authorised Dealer**



Via del Podere S. Giusto, 29 - 00166 Roma - Italy  
Tel. +39 06.6152801 - Fax +39 06.61528036 - Email: [infoclient@guidosimplex.it](mailto:infoclient@guidosimplex.it)  
**[www.guidosimplex.it](http://www.guidosimplex.it)**